


Threaded Bolt  
(not furnished)



Threaded Mast with a  
3" Weather Cap



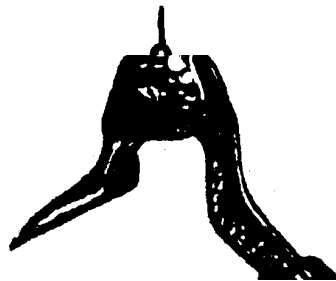
New Steeple Base  
recommended for



Steeple Base  
mounting

PLEASE  
NOTE:

Mast Threaded to  
accommodate 1/2"  
U.S. Standard  
Threaded Bolt



mounting




Adjustable  
Clutch-Cone  
base mounting



unless  
otherwise  
specified

Flat  
Roof  
Mounting

Clutch-  
Cone  
Base

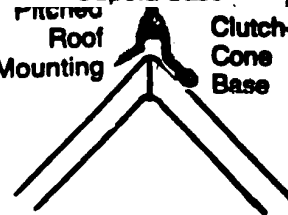


Flat Flange  
Adjustable  
Cupola base




Pitched  
Roof  
Mounting

Clutch-  
Cone  
Base



Vertical  
Mounting

Clutch-  
Cone  
Base



Regular  
Clutch-Cone  
base will  
be shipped  
unless

